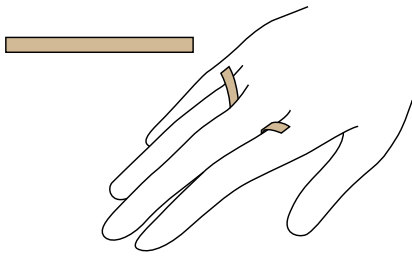
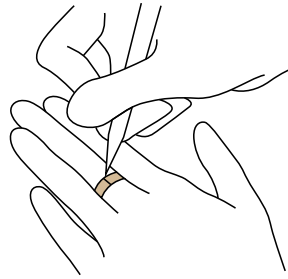


# How to measure your ring size:



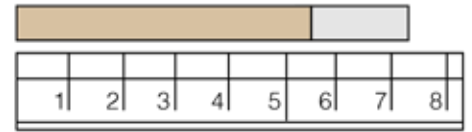
1

Place a strip of paper around your finger, and make sure that the strip is still slightly rotatable.



2

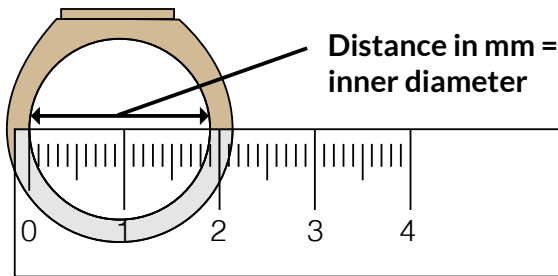
Mark the circumference.



3

Take a ruler and measure the marked part of the paper strip. Example: the paper strip measures 55mm, your ring size is 55mm

# How to measure your ring size with an existing ring:



Measure the inner diameter of your ring by placing it on a ruler. Be very accurate!

Use the ring size chart below to determine your ring size.

Example: 17.5 mm inner diameter = circumference of 55mm, your ring size is 55mm.

48mm	49mm	50mm	51mm	52mm	53mm	54mm	55mm	56mm
ø15,3mm	ø15,6mm	ø15,9mm	ø16,2mm	ø16,6mm	ø16,9mm	ø17,2mm	ø17,5mm	ø17,8mm
57mm	58mm	59mm	60mm	61mm	62mm	63mm	64mm	
ø18,1mm	ø18,5mm	ø18,8mm	ø19,1mm	ø19,4mm	ø19,7mm	ø20,1mm	ø20,4mm	

DO YOU HAVE ANY QUESTIONS?

Please contact us by email or phone: [eshop@lesambassadeurs.ch](mailto:eshop@lesambassadeurs.ch) | +41 41 227 10 50